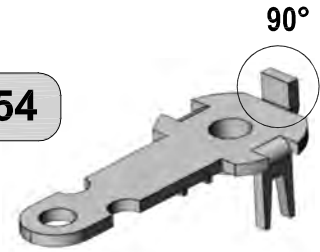
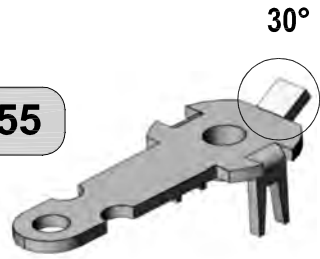


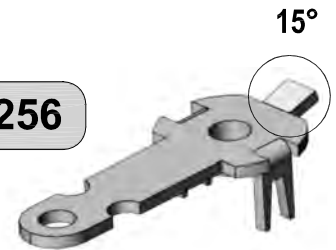
A-254



A-255



A-256



A-257



SCALE: 2:1

PART NUMBER	MATERIAL		TAB ANGLE	OPTION	EXTRUSION Ø
	BRASS	STEEL	(A)		(B)
A-254	.032	.032	90°	1	.108 Ø Hole
A-255	.032	.032	30°		
A-256	.032	.032	15°	2	.120 Ø Hole
A-257	.032	.032	NO Tab		

Binding Post