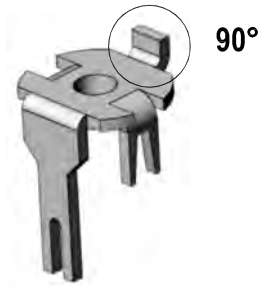
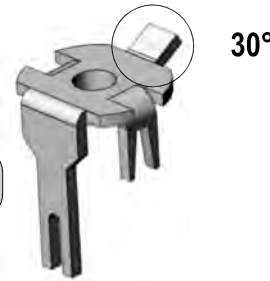


A-238



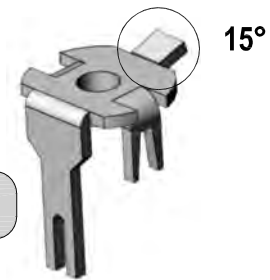
90°

A-239



30°

A-240



15°

A-241



NO Tab

SCALE: 2:1

PART NUMBER	MATERIAL		TAB ANGLE A	OPTION	EXTRUSION Ø B
	BRASS	STEEL			
A-238	.032	.032	90°	1	.108 Ø Hole
A-239	.032	.032	30°		
A-240	.032	.032	15°	2	.120 Ø Hole
A-241	.032	.032	NO Tab		

Binding Post